


EVALUATION FORM: ERASMUS COURSE on MRI of the Head and Neck

Feb 6th-10th, 2023

 Please fill out this form and return it by email (sprmn@sapo.pt) at the end of the course. Note that you will only get CME credits upon return of this form


Please note that the same workshop is given by 2 different teachers. Evaluate only the one you have attended!

Thank you in advance.

Monday, February 6, 2023

| NAME SPEAKER | TITLE | Overall quotation (Please circle) | COMMENTS |
|-------------------------|---|--|-----------------|
| Dr. S. Connor | <i>Skull base anatomy</i> | <i>bad</i> <i>good</i> 1 - 2 - 3 - 4 - 5 | |
| Dr. A. Borges | <i>Skull base pathology</i> | <i>bad</i> <i>good</i> 1 - 2 - 3 - 4 - 5 | |
| Dr. T. Yousry | <i>Cranial nerves anatomy</i> | <i>bad</i> <i>good</i> 1 - 2 - 3 - 4 - 5 | |
| Dr. J. Casselmann | <i>Cranial nerves pathology</i> | <i>bad</i> <i>good</i> 1 - 2 - 3 - 4 - 5 | |
| Dr. T. Ferreira | <i>MRI of the globe and orbit</i> | <i>bad</i> <i>good</i> 1 - 2 - 3 - 4 - 5 | |
| Dr. A. Borges | <i>MRI of the temporo- mandibular joint</i> | <i>bad</i> <i>good</i> 1 - 2 - 3 - 4 - 5 | |


EVALUATION FORM: ERASMUS COURSE on MRI of the Head and Neck
Feb 6th-10th, 2023

 Please fill out this form and return it by email (sprmn@sapo.pt) at the end of the course. Note that you will only get CME credits upon return of this form
 Please note that the same workshop is given by 2 different teachers. Evaluate only the one you have attended!
Thank you in advance.

Monday, February 6, 2023

| TITLE | NAME SPEAKER | Overall quotation <i>(Please circle)</i> | COMMENTS |
|--------------------------------|-------------------------|--|-----------------|
| WORKSHOP 1- Cranial nerves | Dr. J. Casselman | <i>bad</i> <i>good</i> 1 – 2 – 3 – 4 – 5 | |
| | Dr. T. Yousry | <i>bad</i> <i>good</i> 1 – 2 – 3 – 4 – 5 | |
| WORKSHOP 2- Skull base | Dr. A. Borges | <i>bad</i> <i>good</i> 1 – 2 – 3 – 4 – 5 | |
| | Dr. S. Connor | <i>bad</i> <i>good</i> 1 – 2 – 3 – 4 – 5 | |
| WORKSHOP 3- Globe and orbit | Dr. T. Ferreira | <i>bad</i> <i>good</i> 1 – 2 – 3 – 4 – 5 | |
| | Dr. M. de Win | <i>bad</i> <i>good</i> 1 – 2 – 3 – 4 – 5 | |


EVALUATION FORM: ERASMUS COURSE on MRI of the Head and Neck
Feb 6th-10th, 2023

 Please fill out this form and return it by email (sprmn@sapo.pt) at the end of the course. Note that you will only get CME credits upon return of this form
 Please note that the same workshop is given by 2 different teachers. Evaluate only the one you have attended!
Thank you in advance.

Tuesday, February 7, 2023

| NAME SPEAKER | TITLE | Overall quotation (Please circle) | COMMENTS |
|-------------------------|--|--|-----------------|
| Dr. J. Casselman | <i>MRI of the head & neck: Basic technical requirements</i> | bad good 1 - 2 - 3 - 4 - 5 | |
| Dr. T. Nunes | <i>MR anatomy of the nasopharynx and deep spaces of the SHN</i> | bad good 1 - 2 - 3 - 4 - 5 | |
| Dr. S. Mukherji | <i>Nasopharynx and related deep spaces of the SHN: Pathology</i> | bad good 1 - 2 - 3 - 4 - 5 | |
| Dr. D. Farina | <i>Nose and paranasal sinuses anatomy</i> | bad good 1 - 2 - 3 - 4 - 5 | |
| Dr. T. Beale | <i>Nose and paranasal sinuses pathology</i> | bad good 1 - 2 - 3 - 4 - 5 | |
| Dr. M. de Win | <i>MRI of the salivary glands</i> | bad good 1 - 2 - 3 - 4 - 5 | |
| Dr. R. Maroldi | <i>MRI biomarkers in head and neck tumours</i> | bad good 1 - 2 - 3 - 4 - 5 | |


EVALUATION FORM: ERASMUS COURSE on MRI of the Head and Neck
Feb 6th-10th, 2023

 Please fill out this form and return it by email (sprmn@sapo.pt) at the end of the course. Note that you will only get CME credits upon return of this form
Please note that the same workshop is given by 2 different teachers. Evaluate only the one you have attended!
Thank you in advance.

Tuesday, February 7, 2023

| TITLE | NAME SPEAKER | Overall quotation (Please circle) | COMMENTS |
|---|---------------------|---|-----------------|
| WORKSHOP 4- Nasopharynx and related deep spaces | Dr. J. Casselman | <i>bad</i> <i>good</i> 1 - 2 - 3 - 4 - 5 | |
| | Dr. S.Mukherji | <i>bad</i> <i>good</i> 1 - 2 - 3 - 4 - 5 | |
| WORKSHOP 5- Nose and paranasal sinuses | Dr. T. Beale | <i>bad</i> <i>good</i> 1 - 2 - 3 - 4 - 5 | |
| | Dr. D. Farina | <i>bad</i> <i>good</i> 1 - 2 - 3 - 4 - 5 | |
| WORKSHOP 6- Salivary glands | Dr. M. de Win | <i>bad</i> <i>good</i> 1 - 2 - 3 - 4 - 5 | |
| | Dr. R. Maroldi | <i>bad</i> <i>good</i> 1 - 2 - 3 - 4 - 5 | |


EVALUATION FORM: ERASMUS COURSE on MRI of the Head and Neck
Feb 6th-10th, 2023

 Please fill out this form and return it by email (sprmn@sapo.pt) at the end of the course. Note that you will only get CME credits upon return of this form
Please note that the same workshop is given by 2 different teachers. Evaluate only the one you have attended!
Thank you in advance.

Wednesday, February 8, 2023

| NAME SPEAKER | TITLE | Overall quotation (Please circle) | COMMENTS |
|-------------------------|--|--|-----------------|
| Dr. P.Golofit | <i>Oral cavity and oropharynx anatomy</i> | <i>bad good 1 - 2 - 3 - 4 - 5</i> | |
| Dr. A. Borges | <i>Oral cavity and oropharynx pathology</i> | <i>bad good 1 - 2 - 3 - 4 - 5</i> | |
| Dr. B. Schukenecht | <i>Larynx and hypopharynx anatomy</i> | <i>bad good 1 - 2 - 3 - 4 - 5</i> | |
| Dr. M. Becker | <i>Larynx and hypopharynx pathology</i> | <i>bad good 1 - 2 - 3 - 4 - 5</i> | |
| Dr. B. Schukenecht | <i>IgG4 related disease in the head and neck</i> | <i>bad good 1 - 2 - 3 - 4 - 5</i> | |
| Dr. S. Gerevini | <i>MRI of the brachial plexus and thoracic inlet</i> | <i>bad good 1 - 2 - 3 - 4 - 5</i> | |
| Dr.S.Murkherji | <i>MRI of perineural tumour spread</i> | <i>bad good 1 - 2 - 3 - 4 - 5</i> | |


EVALUATION FORM: ERASMUS COURSE on MRI of the Head and Neck
Feb 6th-10th 2023

 Please fill out this form and return it by email (sprmn@sapo.pt) at the end of the course. Note that you will only get CME credits upon return of this form
Please note that the same workshop is given by 2 different teachers. Evaluate only the one you have attended!
Thank you in advance.

Wednesday, February 8, 2023

| TITLE | NAME SPEAKER | Overall quotation (Please circle) | COMMENTS |
|---|---------------------|--|-----------------|
| WORKSHOP 7- Oral cavity and oropharynx | Dr. A. Borges | <i>bad</i> <i>good</i> 1 - 2 - 3 - 4 - 5 | |
| | Dr. P. Golofit | <i>bad</i> <i>good</i> 1 - 2 - 3 - 4 - 5 | |
| WORKSHOP 8- Larynx and hypopharynx | Dr. M. Becker | <i>bad</i> <i>good</i> 1 - 2 - 3 - 4 - 5 | |
| | Dr. B. Schuknecht | <i>bad</i> <i>good</i> 1 - 2 - 3 - 4 - 5 | |
| WORKSHOP 9- Brachial plexus | Dr. S. Gerevini | <i>bad</i> <i>good</i> 1 - 2 - 3 - 4 - 5 | |
| | Dr. P. Alves | <i>bad</i> <i>good</i> 1 - 2 - 3 - 4 - 5 | |


EVALUATION FORM: ERASMUS COURSE on MRI of the Head and Neck
Feb 6th-10th, 2023

 Please fill out this form and return it by email (sprmn@sapo.pt) at the end of the course. Note that you will only get CME credits upon return of this form
Please note that the same workshop is given by 2 different teachers. Evaluate only the one you have attended!
Thank you in advance.

Thursday, February 9, 2023

| NAME SPEAKER | TITLE | Overall quotation (Please circle) | COMMENTS |
|-------------------------|--|--|-----------------|
| Dr. M. Becker | Post-treatment changes and the added value of PET-CT/PET-MRI | <i>bad</i> <i>good</i> 1 – 2 – 3 – 4 – 5 | |
| Dr. P. Golofit | <i>Temporal bone anatomy in virtual reality</i> | <i>bad</i> <i>good</i> 1 – 2 – 3 – 4 – 5 | |
| Dr. B. De Foer | <i>MRI of the middle ear and EAC</i> | <i>bad</i> <i>good</i> 1 – 2 – 3 – 4 – 5 | |
| Dr. B. Verbist | <i>MRI of the petrous apex and facial nerve</i> | <i>bad</i> <i>good</i> 1 – 2 – 3 – 4 – 5 | |
| Dr. B. De Foer | <i>MRI in Meniere's disease</i> | <i>bad</i> <i>good</i> 1 – 2 – 3 – 4 – 5 | |
| Dr. B. Ozgen | <i>MRI of the inner ear</i> | <i>bad</i> <i>good</i> 1 – 2 – 3 – 4 – 5 | |
| Dr. F. D'Arco | <i>Pediatric head and neck MRI</i> | <i>bad</i> <i>good</i> 1 – 2 – 3 – 4 – 5 | |


EVALUATION FORM: ERASMUS COURSE on MRI of the Head and Neck
Feb 6th-10th, 2023

 Please fill out this form and return it by email (sprmn@sapo.pt) at the end of the course. Note that you will only get CME credits upon return of this form
 Please note that the same workshop is given by 2 different teachers. Evaluate only the one you have attended!
Thank you in advance.

Thursday, February 9, 2023

| TITLE | NAME SPEAKER | Overall quotation (Please circle) | COMMENTS |
|---|----------------------|---|-----------------|
| <i>WORKSHOP 10- Inner ear</i> | Dr. B. Ozgen | <i>bad</i> <i>good</i> 1 – 2 – 3 – 4 – 5 | |
| | Dr. T. Ferreira | <i>bad</i> <i>good</i> 1 – 2 – 3 – 4 – 5 | |
| <i>WORKSHOP 11- Petrous apex and facial nerve</i> | Dr. B. Verbist | <i>bad</i> <i>good</i> 1 – 2 – 3 – 4 – 5 | |
| | Dr. B. Schuknecht | <i>bad</i> <i>good</i> 1 – 2 – 3 – 4 – 5 | |
| <i>WORKSHOP 12- Middle and external ear</i> | Dr. B. De Foer | <i>bad</i> <i>good</i> 1 – 2 – 3 – 4 – 5 | |
| | Dr. P. Golofit | <i>bad</i> <i>good</i> 1 – 2 – 3 – 4 – 5 | |

EVALUATION FORM: ERASMUS COURSE on MRI of the Head and Neck
Feb 6th-10th, 2023

 Please fill out this form and return it by email (sprmn@sapo.pt) at the end of the course. Note that you will only get CME credits upon return of this form
 Please note that the same workshop is given by 2 different teachers. Evaluate only the one you have attended!
Thank you in advance.

Friday, February 10, 2023

| NAME SPEAKER | TITLE | Overall quotation (Please circle) | COMMENTS |
|-------------------------|---|--|-----------------|
| Dr. F. D'Arco | <i>MRI and MRA: vascular malformations in the H&N</i> | <i>bad</i> <i>good</i> 1 – 2 – 3 – 4 – 5 | |
| Dr. J. Lopes Dias | <i>MRI of lymph nodes and soft tissues of the IHN</i> | <i>bad</i> <i>good</i> 1 – 2 – 3 – 4 – 5 | |
| Dr. M. Horta | <i>Head & neck imaging: MR Vs CT, when and why?</i> | <i>bad</i> <i>good</i> 1 – 2 – 3 – 4 – 5 | |

OTHER COMMENTS:

Programme/ educational methods/ organization:

.....

.....


.....

.....

.....

Thank you for helping us improve the quality of the course!

EVALUATION FORM: ERASMUS COURSE on MRI of the Head and Neck
Feb 6th -10th, 2023

 Please fill out this form and return it by email (sprmn@sapo.pt) at the end of the course. Note that you will only get CME credits upon return of this form

1) Quality of the event

How useful for your professional activity did you find this event? (x)

| Extremely useful | Useful | Fairly useful | Not useful |
|------------------|--------|---------------|------------|
| | | | |

If this activity was not useful, please explain why:

What was your overall impression of this event? (x)

| | Excellent | Good | Fairly good | Poor | Very poor |
|---------------------|-----------|------|-------------|------|-----------|
| Programme | | | | | |
| Organisation | | | | | |

What was the best aspect of this event?

What was the worst aspect of this event?

2) Relevance of the event

Did the event fulfil your educational goals and expected learning outcomes?(x)

| Very much | Somewhat | Not much | Not at all | Undecided |
|-----------|----------|----------|------------|-----------|
| | | | | |

Was the presented information well balanced and consistently supported by a valid scientific evidence base?(x)

| Very much | Somewhat | Not much | Not at all | Undecided |
|-----------|----------|----------|------------|-----------|
| | | | | |

Can you indicate any innovative elements during the activity?

.....

3) Ways the event affects clinical practice

Will the information you learnt be implemented in your practice? (x)

| Very much | Somewhat | Not much | Not at all | Undecided |
|-----------|----------|----------|------------|-----------|
| | | | | |

Can you provide ONE example how this event will influence your future practice?

.....

4) Commercial bias

Did all the faculty members provide their potential conflict of interest declaration with the sponsor(s) as a second slide of their presentation? (x)

| Yes, all | Yes, for the majority | Yes, but only a small part | No | Undecided/ don't know |
|----------|-----------------------|----------------------------|----|--------------------------|
| | | | | |

Can you provide an example of biased presentation in this activity?

.....

Do you agree that the information was overall free of commercial and other bias? (x)

| Strongly agree | Rather agree | Rather disagree | Strongly disagree | Undecided/ don't know |
|----------------|--------------|-----------------|-------------------|--------------------------|
| | | | | |